



STUDENT FEEDBACK REPORT 2020-21

Prepared by Dr. Anurag Agrawal
Dr. Tanu Mittal
Govt. PG College Kotdwar



INTRODUCTION

Dr. P.D.B.H Govt. P.G. College, Kotdwar was established in July 1971. Initially the college got approval of 12 subjects of Graduation in Faculty of Arts and Science in 1974-75. It became a Post Graduate college. In current academic session i.e. 2020-21 the college offer various courses like B.A., B.Sc., B.Com., M.A., M.Sc., M.Com & B.Ed. Many Certificate, Diploma and Degree/ PG courses, Vocational courses are also available within the college campus under Faculty of education, Bio- technology, Uttarakhand Open University and IGNOU.

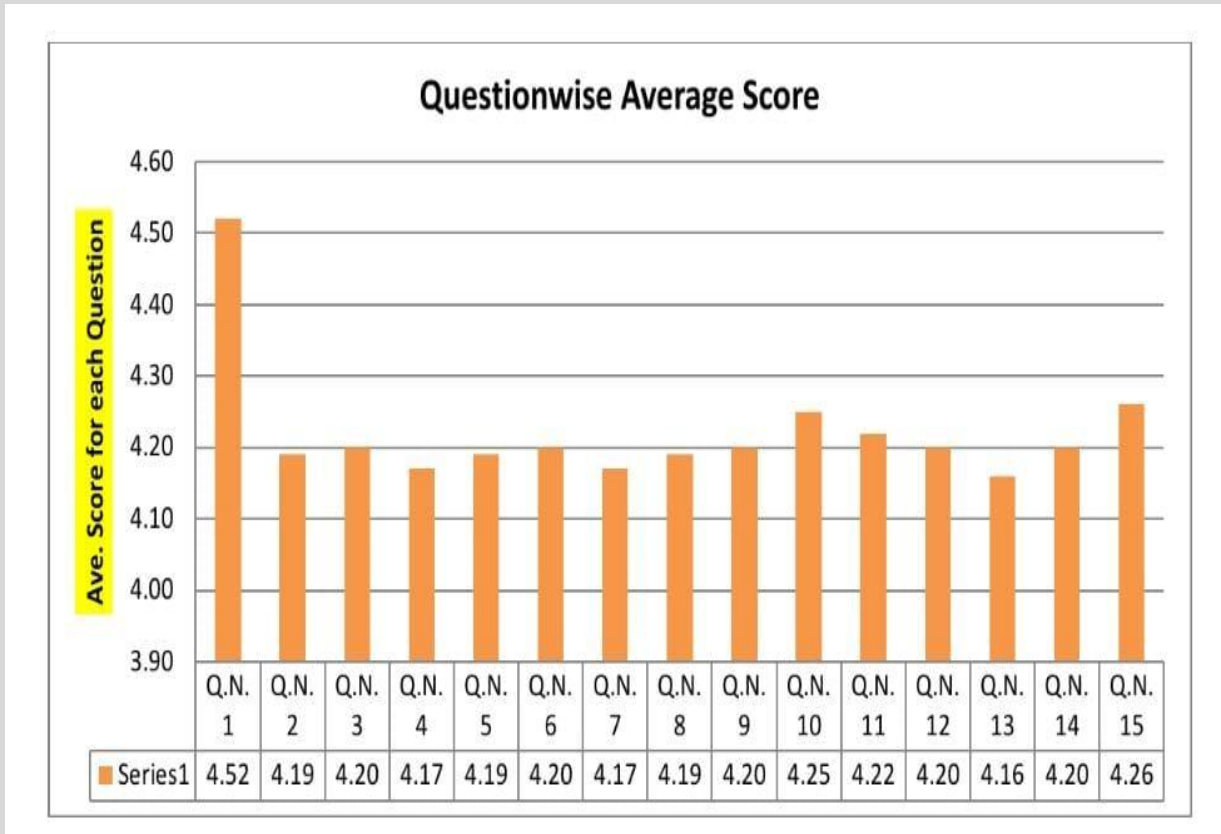
Although, the college has come out through a long journey and made several improvements towards making a better teaching-learning environment in the college yet in fast changing world many qualitative improvements are still need to be done. In order to make the institution an ideal institution of learning the IQAC was established in year- 2004 since then the two cycle of accreditation completed (Cycle 01- in 2004, Cycle 02- in 2015). After cycle-II of accreditation it was felt that a strong feedback mechanism should be established and thus, the IQAC start effort in this direction. The first such effort of taking feedback from the stakeholders such as student and parents attempted after the NAAC team visit in 2014. Due to paucity of funds and some practical constraints only the feedbacks were taken, the obtained data was entered into an excel sheet but the result could not take shape in form of reports.

Methodology:

Overall 15 questions were included in the questionnaire. The responses were divided into 05 categories namely 'Poor', 'Satisfactory', 'Good', 'Very good', 'Excellent'. The score assigned to each category follows - Poor-01, Satisfactory- 02, Good -03, Very Good -04, Excellent - 05. Total responses received were 1241. Out of 1241 responses the score was calculated for each category and question. Then, Histograms were drawn for each question, between 'the category' and 'the number of responses received'. In subsequent pages, the graph between Category and Number of counts for each question may be seen. The analysis for the entire data is based on "Highest number of counts" received question-wise. The recommendation was made for each question only when the maximum number of counts falls below "Very good" category.

Average Score chart

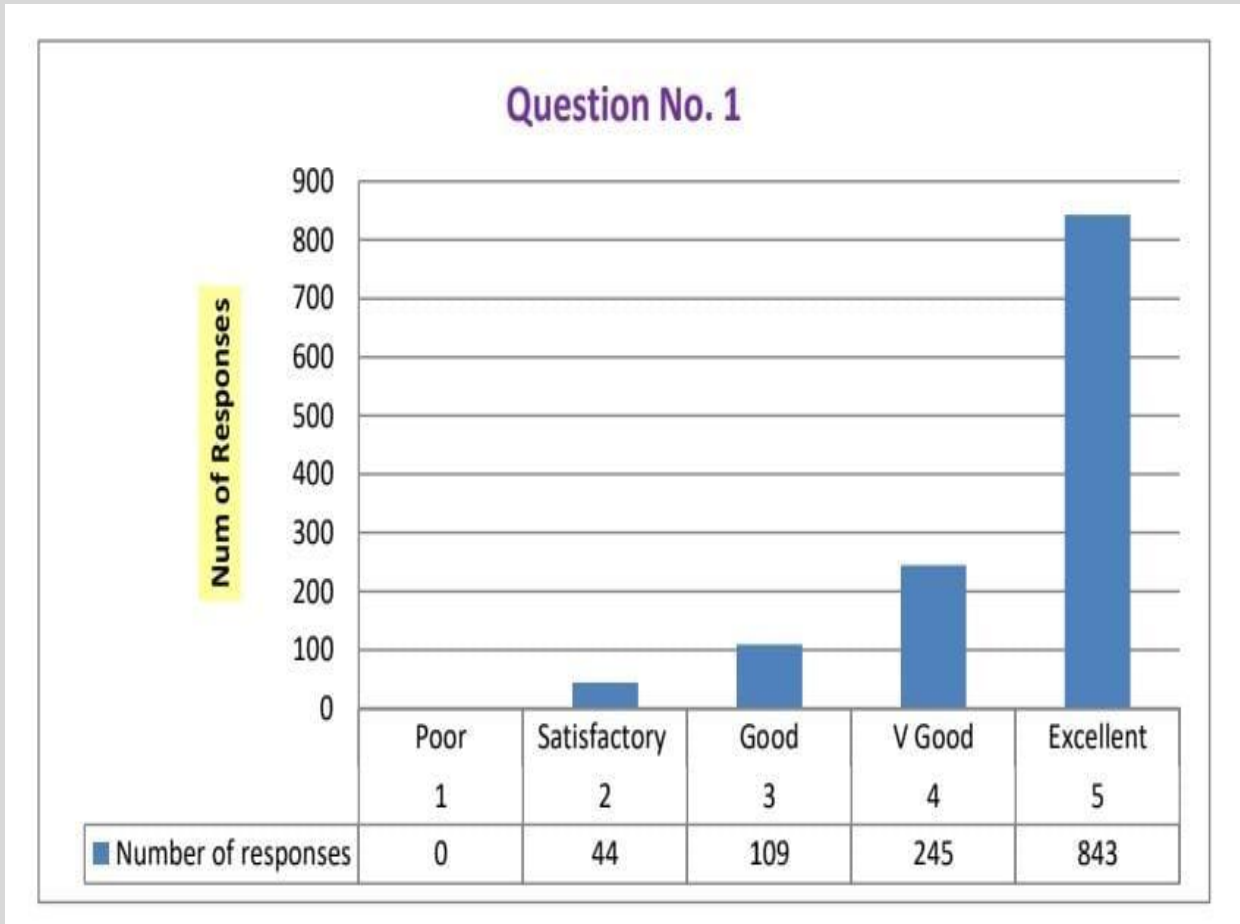
(All questions at a glance)



The above chart depicts the average score obtained for each question. By inspecting the Bar diagram as above, it is evident that the Lowest Average Score is for question number-13 “Teacher has an ability to relate the content with other Subjects.” Which can be interpreted as- the students want that the teacher should related the content with others subject also.

Question number 1 obtained the Highest Average Score of 4.52, which shows that except a few, all the students believe that the ‘Teacher has knowledge about his subject.

1. Teacher has knowledge about his subject.



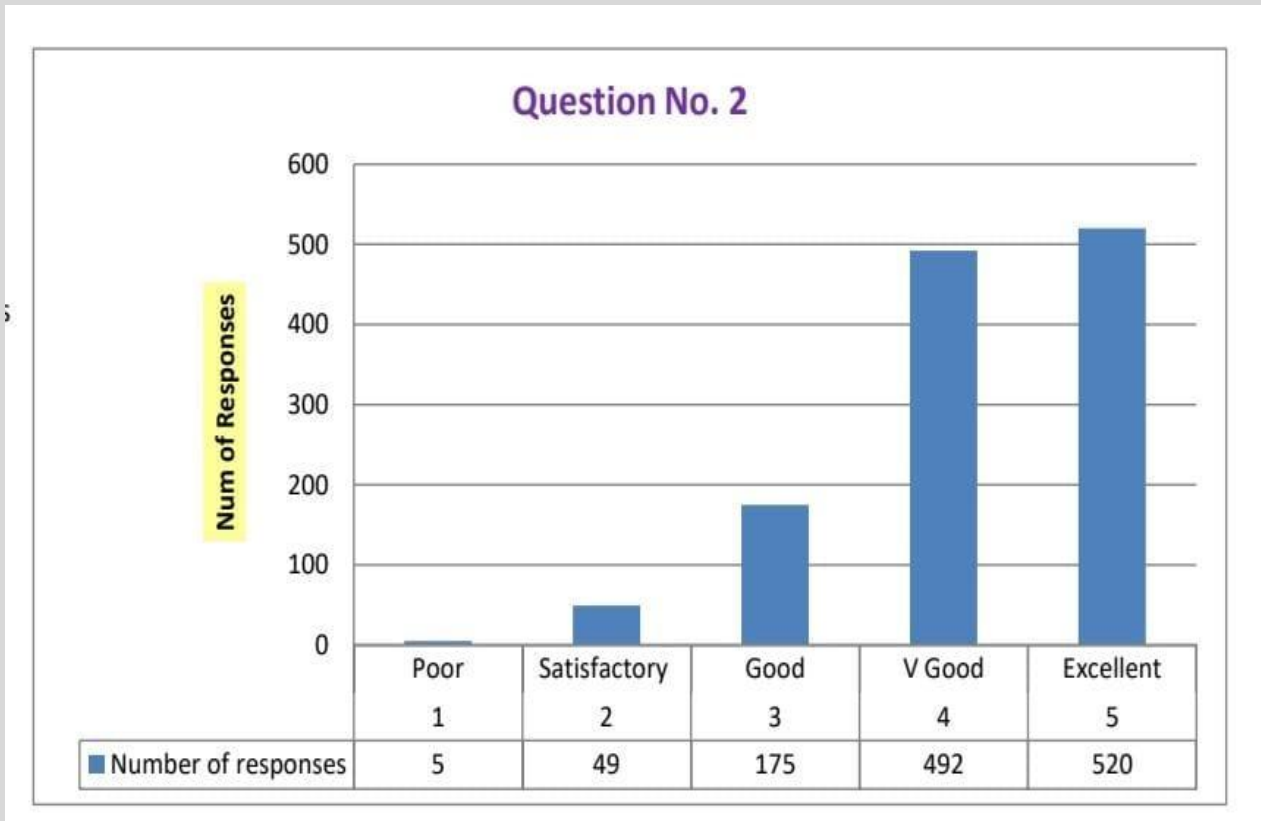
Total Number of count:1241

Category of Highest number of count : 843 (Excellent)

Recommendation:

The College is inspired by the response received but still will try to aspire to make efforts towards improvement of quality.

2. Teacher has an ability to present the content in factual manner.



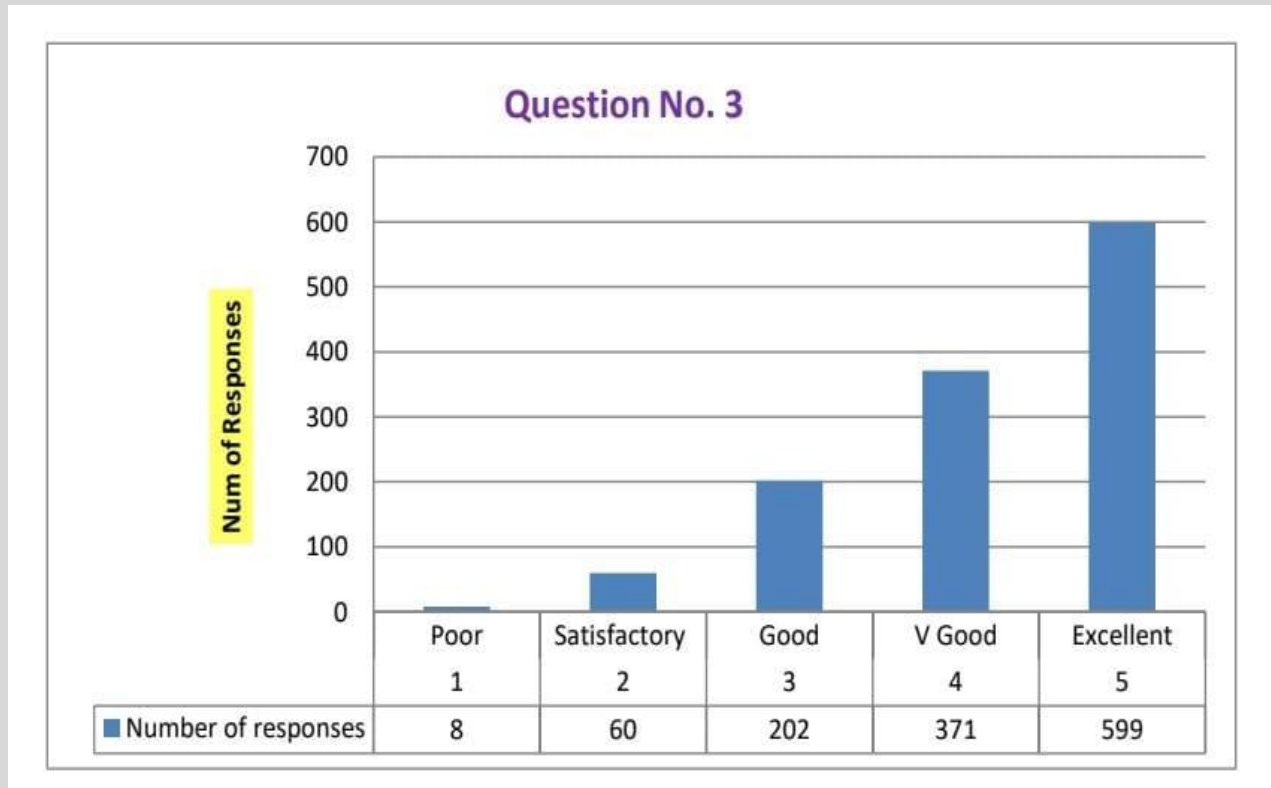
Total Number of count:1241

Category of Highest number of count : 520 (Excellent)

Recommendation:

The College feels happy about the response received but still will try to make efforts towards improvement of quality.

3. Teacher presents his content according to the intellectual level of the student.



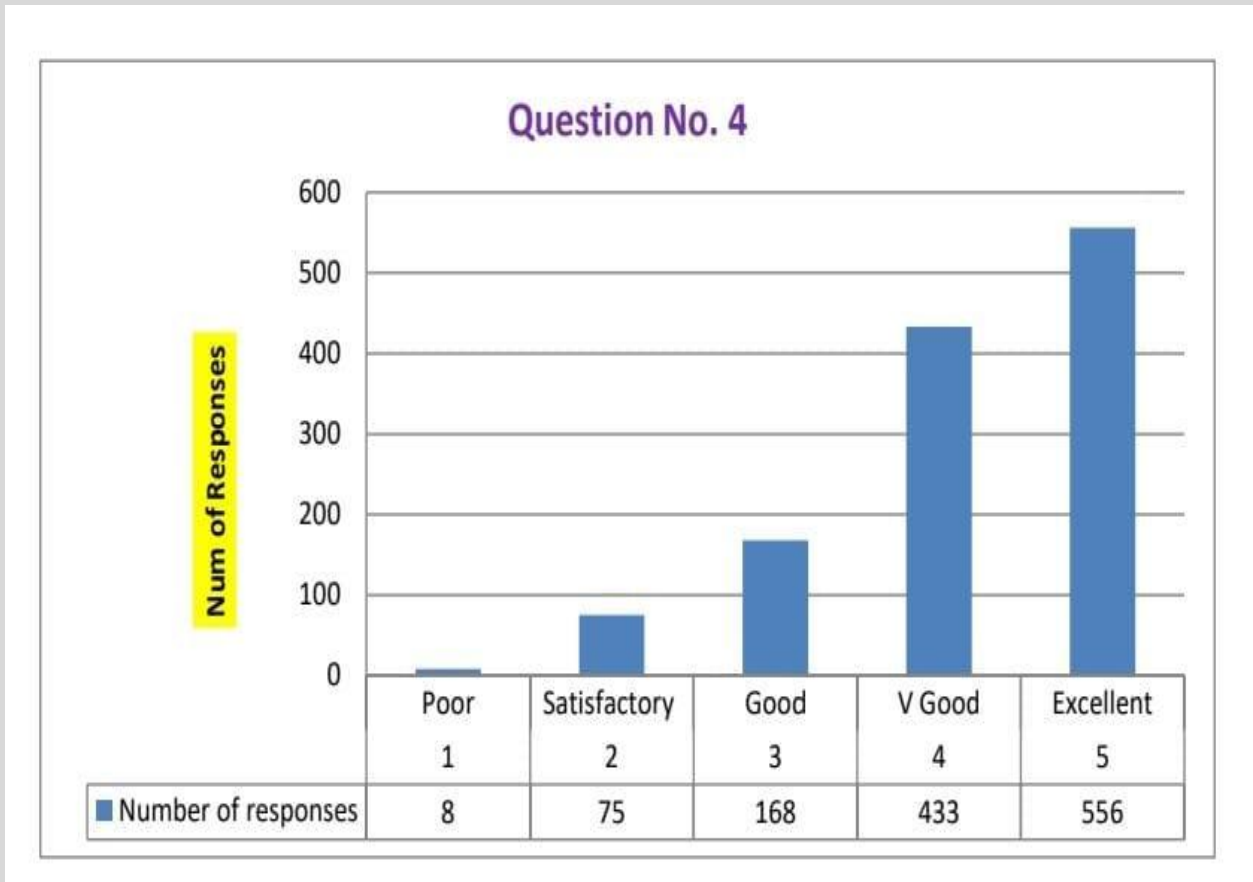
Total Number of count:1241

Category of Highest number of count : 599 (Excellent)

Recommendation:

The College is satisfied with the response received but still will try to improve the quality of content.

4. Teacher has enough interaction with all the students.



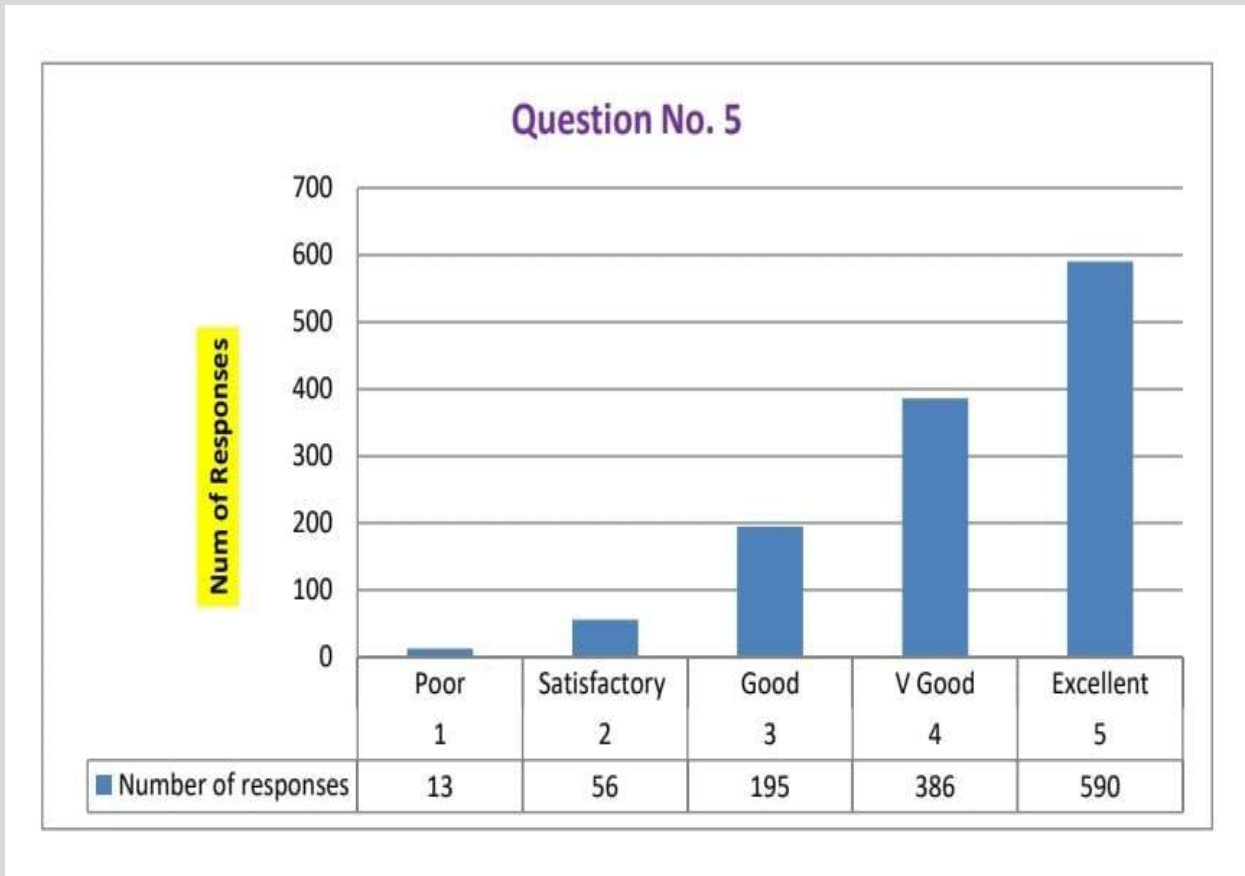
Total Number of count:1241

Category of Highest number of count : 556 (Excellent)

Recommendation:

The response about enough interaction of teacher falls under excellent category but still all the teachers will try to maintain it for the satisfaction of the taught.

5. Teacher clearly explains the technical terms related to the content.



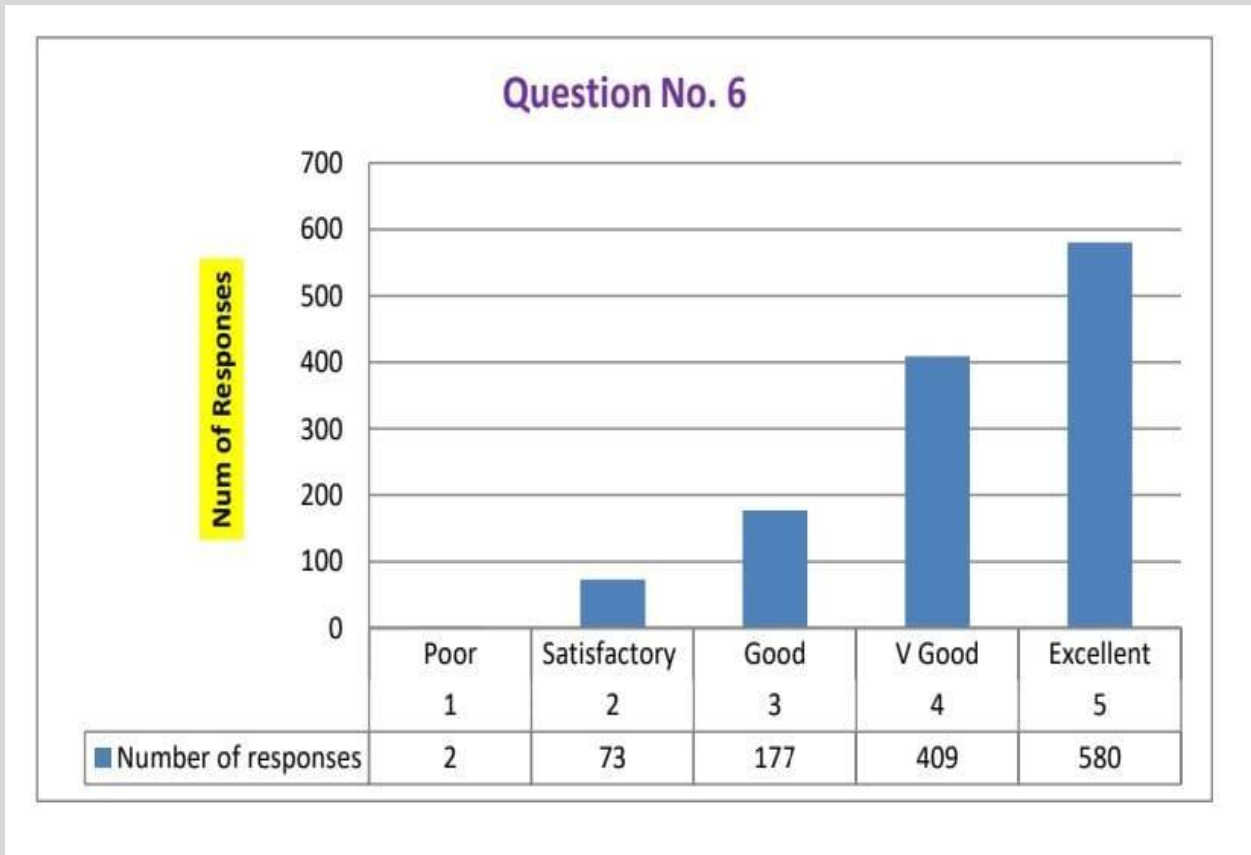
Total Number of count:1241

Category of Highest number of count : 590 (Excellent)

Recommendation:

The response about explaining the technical terms related with content is excellent or very good. All the teachers will maintain or improve it depending on the content of the topic.

6. Teacher is always ready to solve subject related problems.



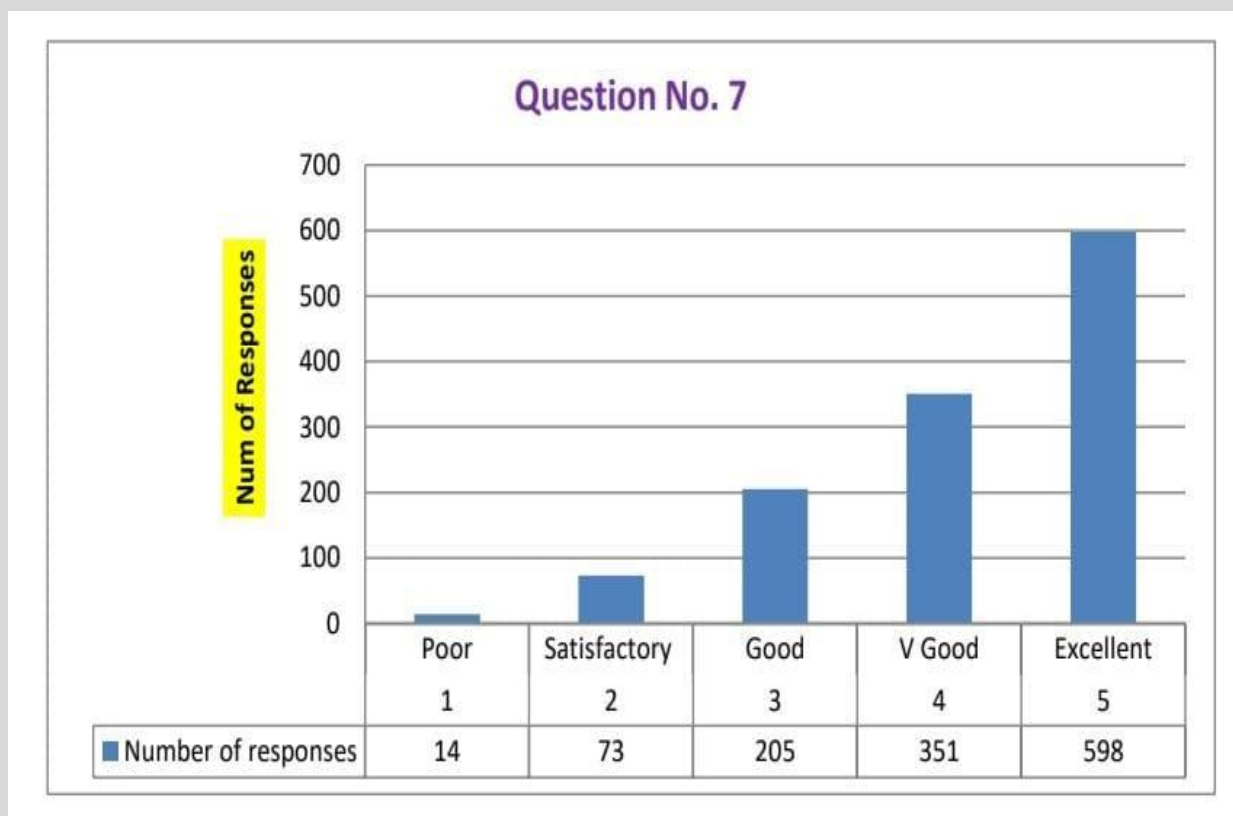
Total Number of count:1241

Category of Highest number of count : 580 (Excellent)

Recommendation:

The College is satisfied with the response received still will try to improve the quality of content.

7. Teacher completes the curriculum in systematic way within the time frame.



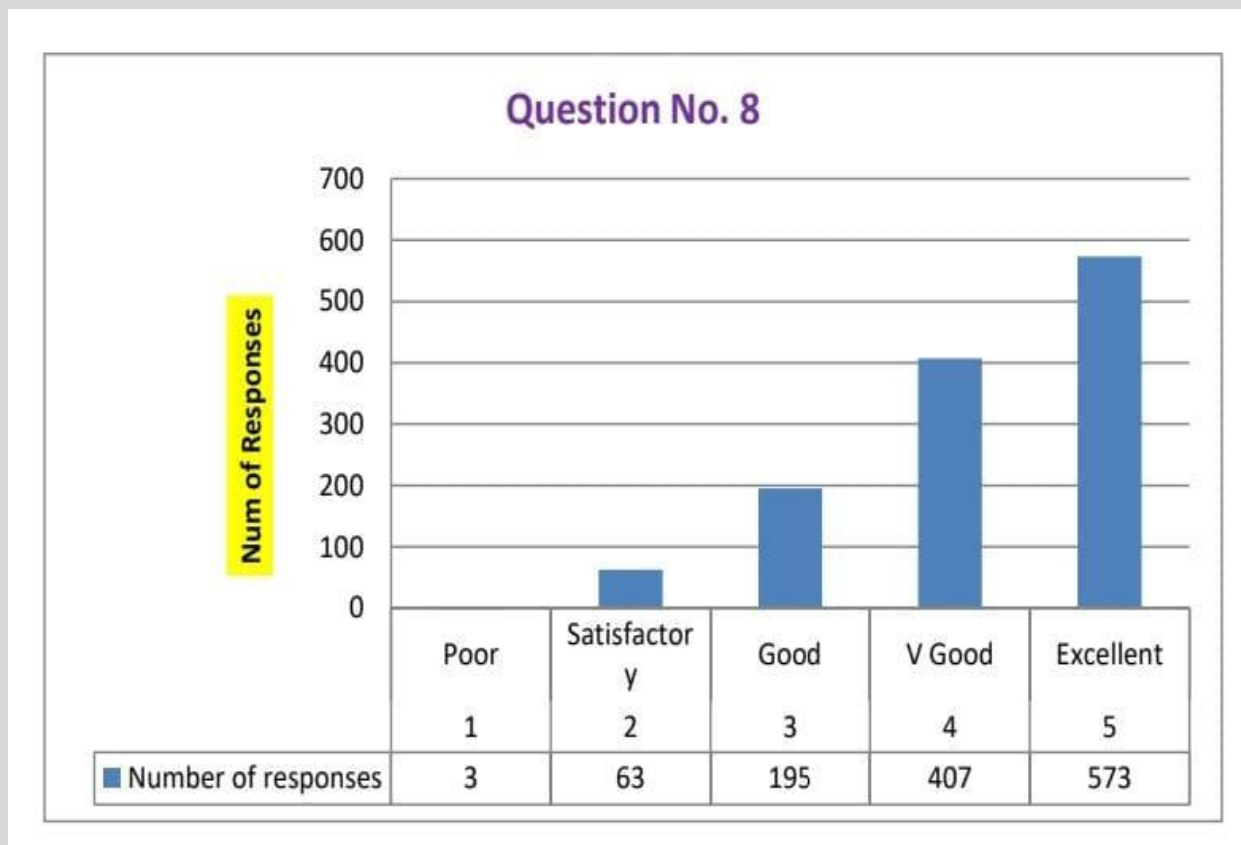
Total Number of count: 1241

Category of Highest number of count : 598 (Excellent)

Recommendation:

Most of the students are satisfied with the completion of curriculum within stipulated time frame so no recommendation is being made.

8. Teacher is always eager to fulfill his responsibility towards the students.



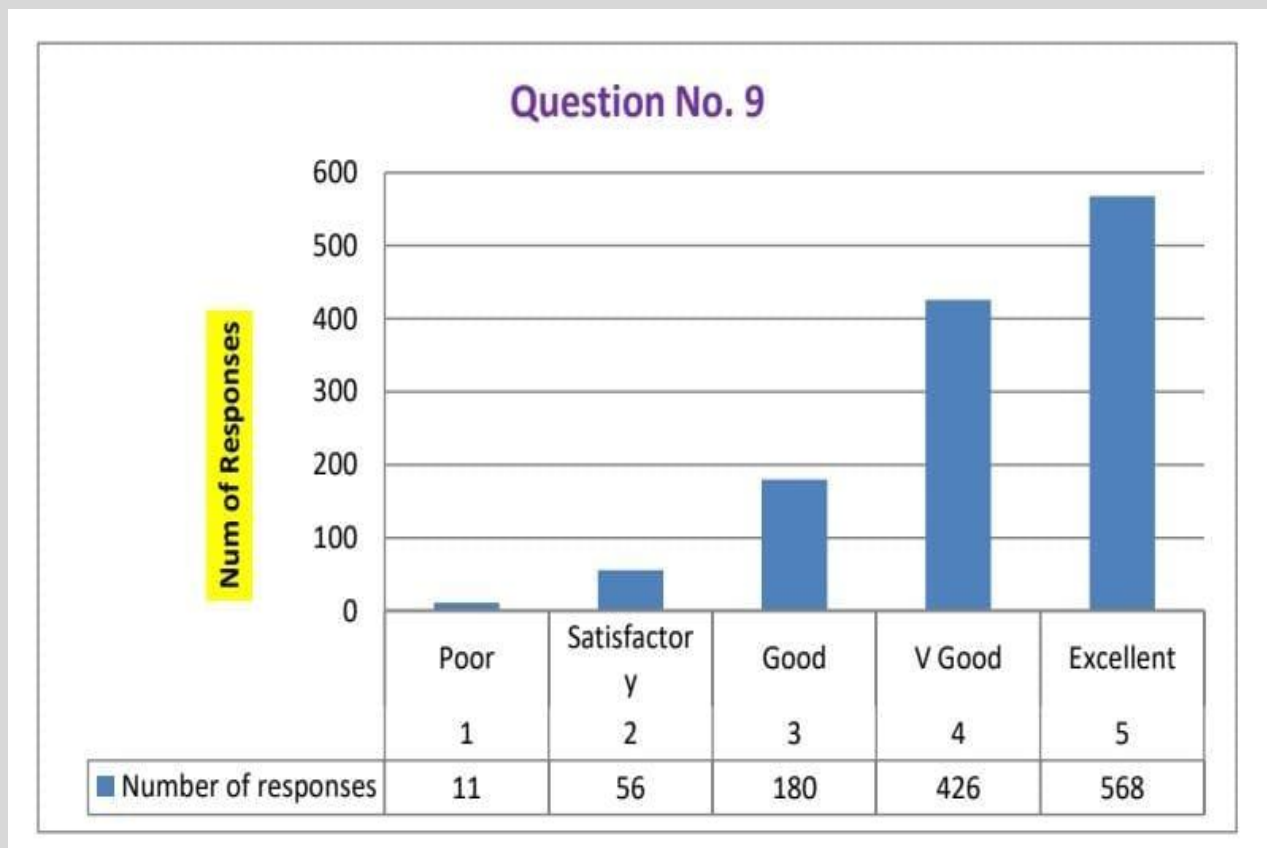
Total Number of count: 1241

Category of Highest number of count : 573 (Excellent)

Recommendation:

Most of the students believed that teachers are in general eager to fulfil the responsibility. No recommendation is made.

9. Teacher uses the teaching-aid properly to develop the interest of the students in teaching.



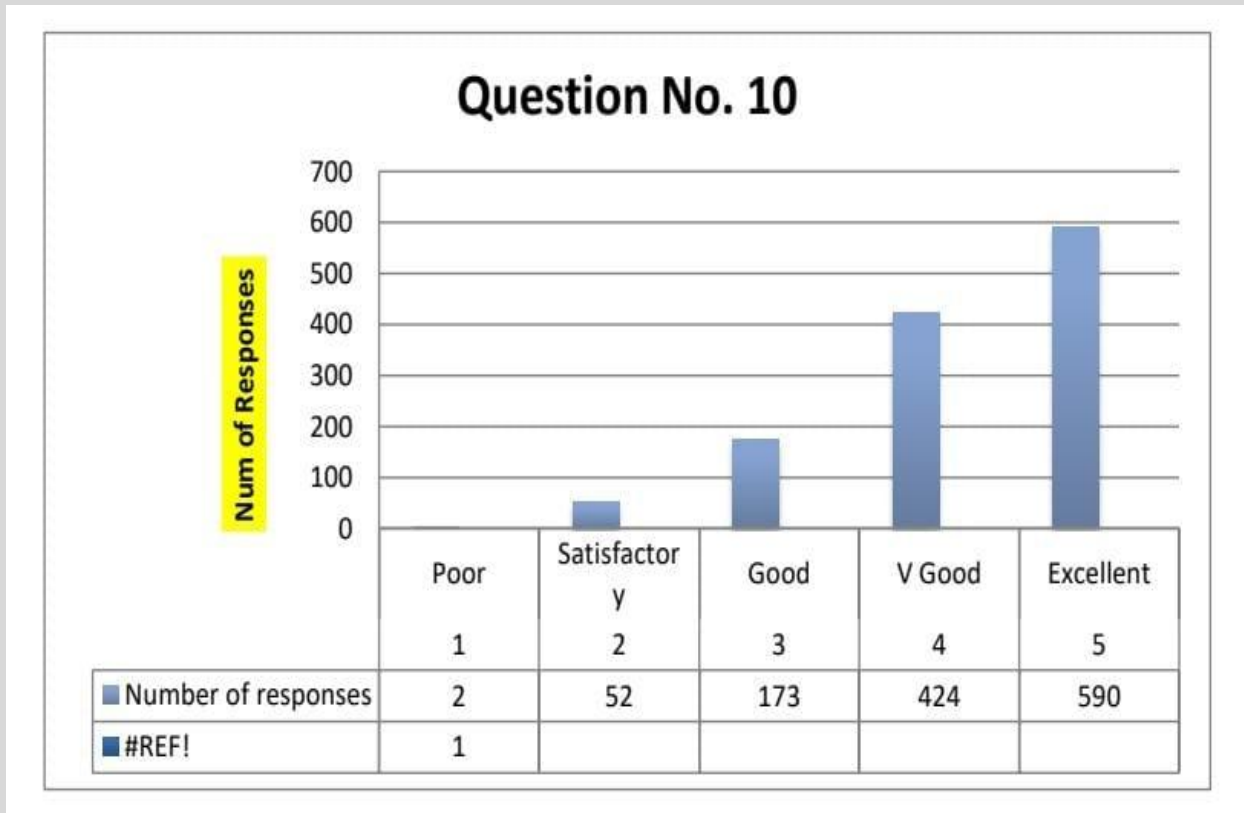
Total Number of count: 1241

Category of Highest number of count : 568 (Excellent)

Recommendation:

Most of the students believed that teachers are using teaching-aid (as per need) and it contributes towards generating the interest of the students about the content. Thus, No recommendation is require to be made.

10. Teacher presents the content in an easy and clear language.



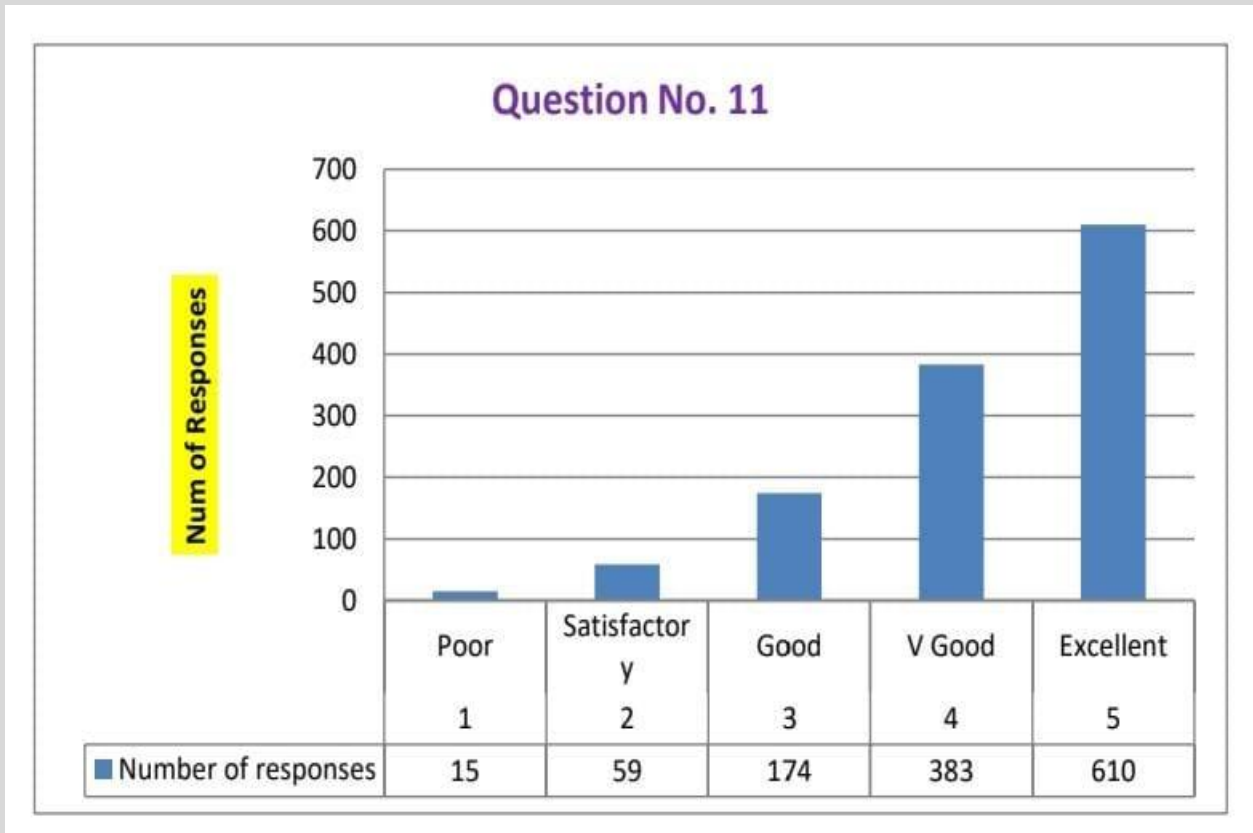
Total Number of count: 1241

Category of Highest number of count : 590 (Excellent)

Recommendation:

The response about presenting the content by the teacher falls under excellent category still all the teachers will try to maintain it.

11. Teacher uses examples from our day to day life to explain the content.



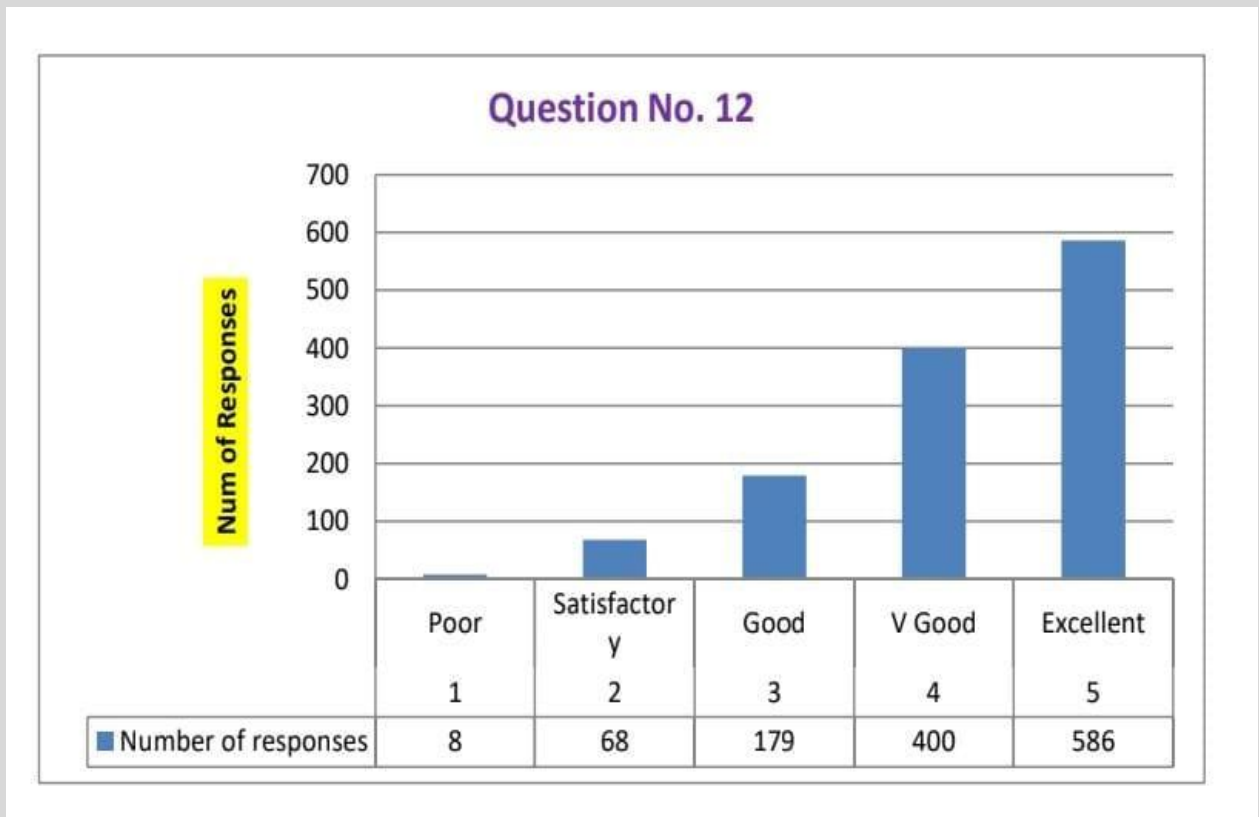
Total Number of count: 1241

Category of Highest number of Count : 610 (Excellent)

Recommendation:

Most of the respondents believed that the Teacher uses examples from our day to day life to explain the content and students are satisfied about it. So, no specific recommendation is needed.

12. Teacher encourages the students to participate in social activities.



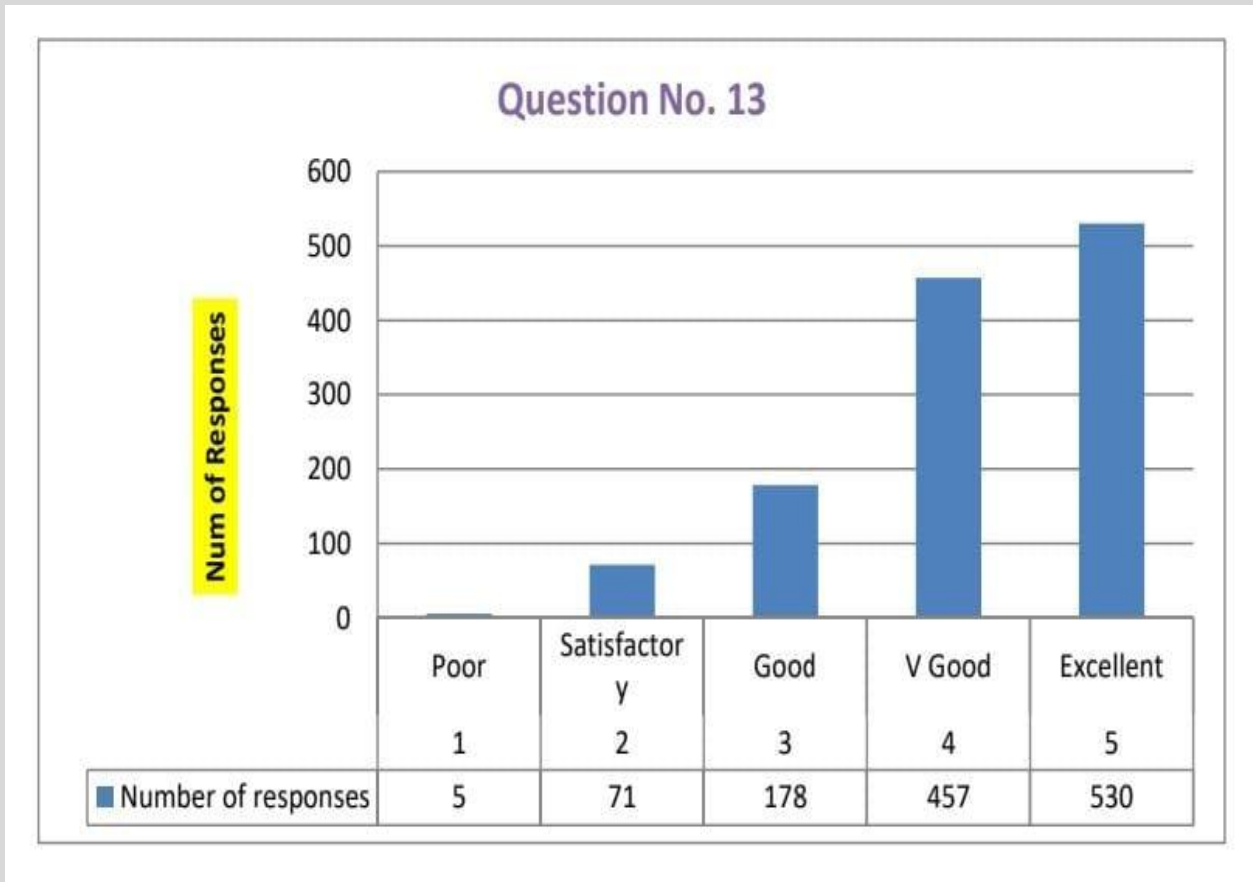
Total Number of count: 1241

Category of Highest number of count : 586 (Excellent)

Recommendation:

Teacher encourages the students to participate in social activities. 586 students out of total 1241 confirm it. No recommendation seems needed.

13. Teacher has an ability to relate the content with other Subjects.



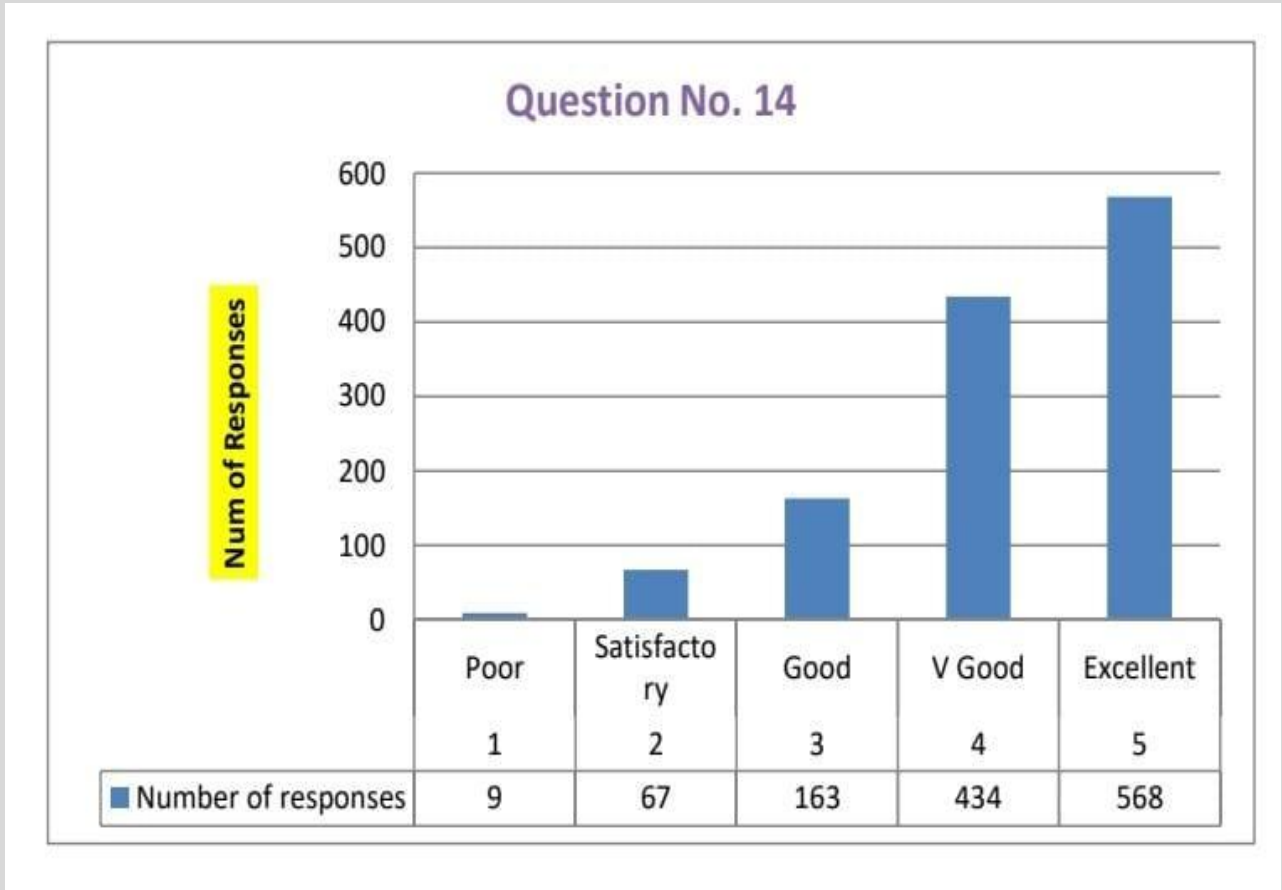
Total Number of count: 1241

Category of Highest number of count : 530 (Excellent)

Recommendation:

A very large number of students (i.e. $987/1241 \times 100 = 79.53\%$) believe that the teachers possess a 'very good' or 'Excellent' ability to relate the content with other subjects. No recommendation is being made.

14. Teacher tries to solve the classroom and other problems of students.



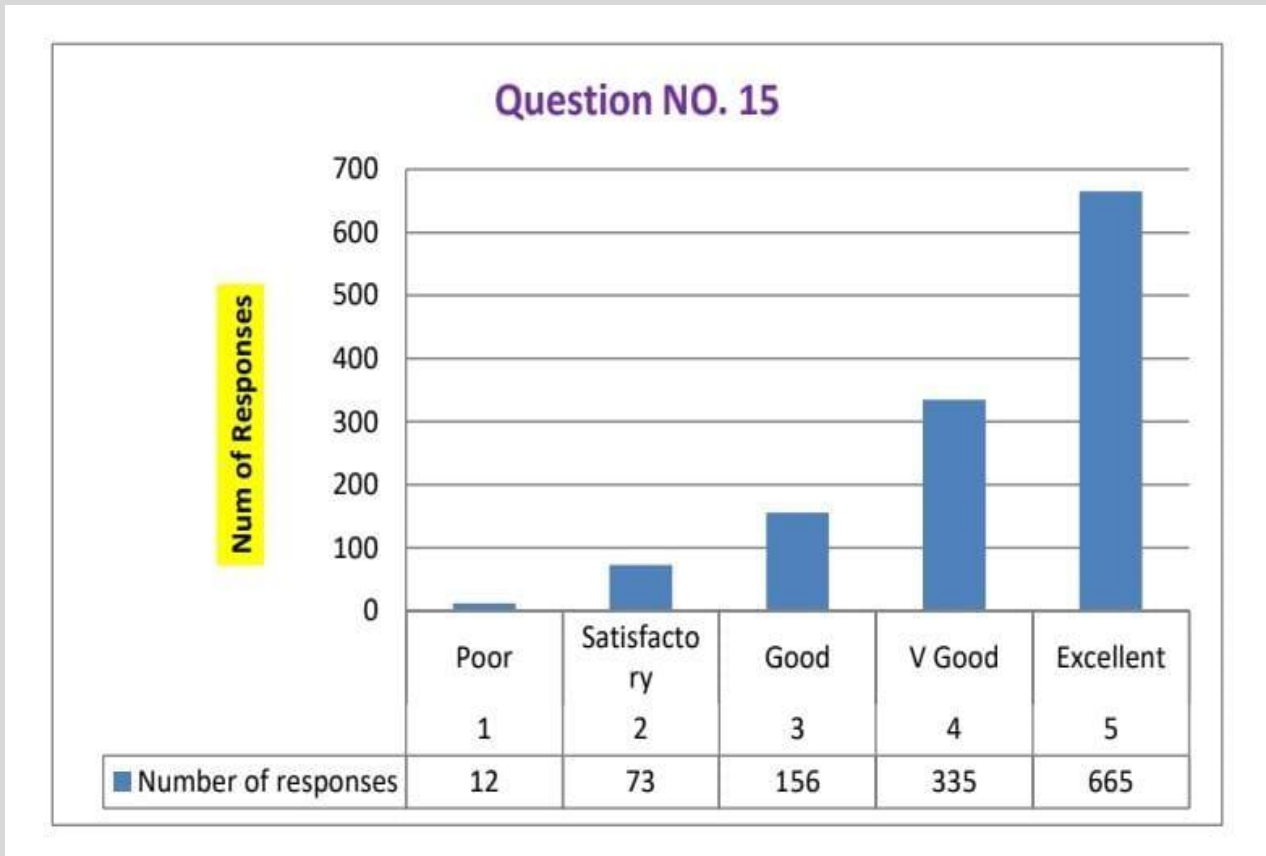
Total Number of count: 1241

Category of Highest number of count : 568 (Excellent)

Recommendation:

Since this aspect of teaching-learning gained highest number of responses in excellent category so no specific suggestion is needed.

15. Teacher guides the students according to their interest and abilities.



Total Number of count: 1241

Category of Highest number of count : 665 (Excellent)

Recommendation:

The guidance of teachers help students in shaping their career as per their interest and abilities and most of the students are satisfied about it. No suggestion is being given.


Suggestions –

By the analysis of each graph it seems that there may be a data bias. It is for the first time that the feedback was analysed by using a graphical method, so there is a need to guide the student before filling up the feedback form. As the feedbacks are also taken from the parents so other facts may be revealed after the analysis of parent feedback.


The feedbacks were also taken from the parents for the same session i.e. 2020-21. The analysis of the data thus obtained will be the basis of taking decisions to improve the quality of teaching learning. The questionnaire for the parents includes the questions about the infrastructural facilities and amenities being provided by the college to their wards. The response given by the parents about these parameters is also linked with the response given by the students.

It is suggested that from the next academic session a better feedback mechanism should be maintained so that all types of norms related with the feedback may be followed. For this purpose, the paper-based (Manual) feedback may be switched to the online feedback system.

It can be concluded that the student responses from question number 1 to 15 are encouraging as far as the teaching-learning is concerned. Thus no specific recommendations are needed.

Signature: 
Name of the Institution: DR. P.D.B.H. GOVT. P.G. COLLEGE
KOTDWARA (GARHWAL)
DR PDB Himalayan GOVT PG College KOTDWAR, UTTARAKHAND
Head of the Institution: PROF. JANKI PANWAR

Principal



for IQAC

STUDENT FEEDBACK 2020-21

Anchor Chart

What Is

Student Feedback?

- * student feedback is when another student gives honest and objective ideas about their partner's work
- * **"positive feedback"** allows you to be encouraging and supportive while specifically telling your partner how they did a good job
- * **"needs to improve feedback"** allows you to tell your partner how they can make it better
- * **"asking questions"** allow you to ask a question about anything you are curious about after reading another student's work

PREPARED BY - DR. TANU MITTAL

FOR IQAC

GOVT. PG COLLEGE KOTDWAR

DESIGN & GRAPHICS BY: PRAMOD S NEGI